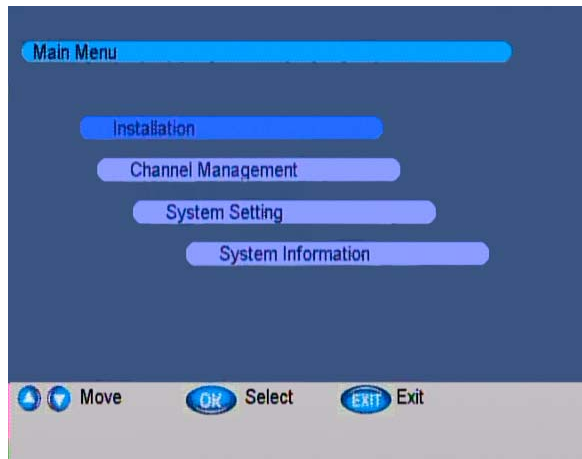


TRT Turk Set Up for DFH Digital V3 Receiver

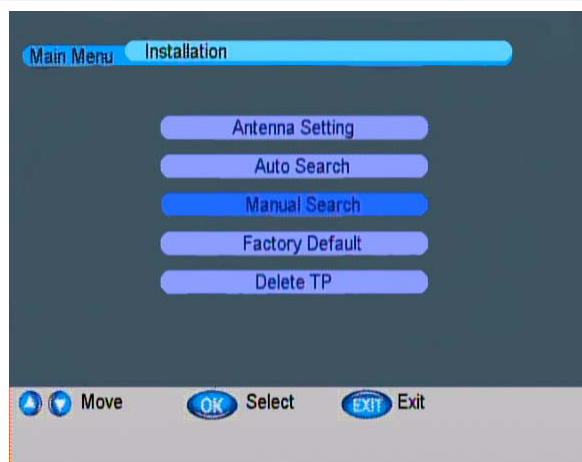
Step 1 : Press “Menu”



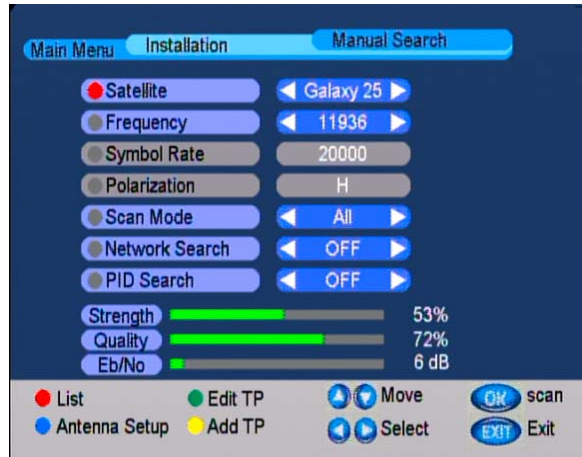
Step 2 : Press “OK” on “Installation” Enter “1234” when asked for password



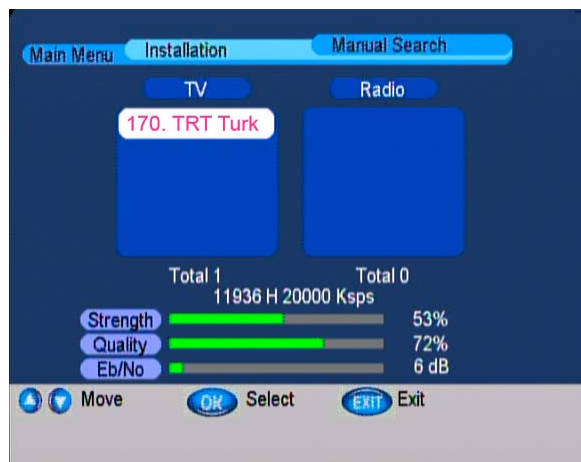
Step 3 : Press “OK” on “Manual Search”



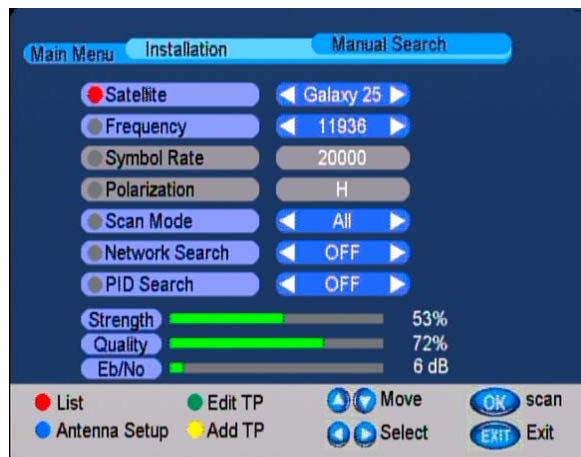
Step 4 : Press “OK” to scan the “Frequency 11936”. Make sure the receiver has signal quality before doing so.



Step 5 : It will add the new channels on the receiver and go back to “Manual Search” screen.



Step 6 : Press “Exit” button on the remote control.



Go to channel 1 and press channel down button to go to the end of channel list.

TRT 1 will be on Channel number 168, TRT 4 will be on Channel number 169 and TRT Turk will be on Channel number 170.

